

# T ECHNICAL INFORMATION



PRODUCT

P 1 / 5

**Model No.** ▶ 3707, 3707F / 3708, 3708F

**Description** ▶ Trimmers

## CONCEPT AND MAIN APPLICATIONS

The above models have slimmer bodies for easy to grip, comparing with the existing model 3703 and 3704.

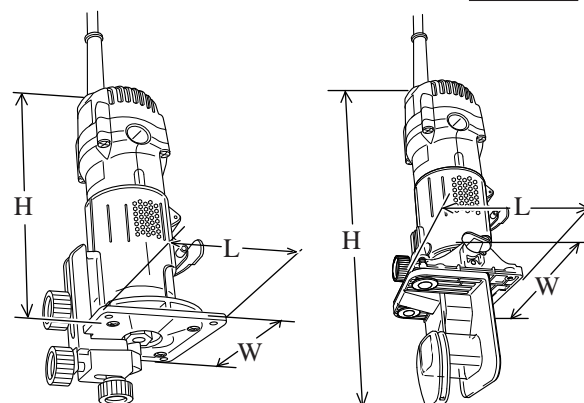
3707 : Adjusting roller for fine-adjustment of cutting depth precisely.

3707F : In addition to 3707's feature, LED Job Light is installed for lighting up at working point.

3708 : \*Adjusting roller for fine-adjustment of cutting depth precisely.

\*Adjustable trimmer base angle for desired cutting angle.

3708F : In addition to the features of 3708, LED Job Light is installed for lighting up at working point.



3707, 3707F

3708, 3708F

Dimensions : mm ( " )		
Model No.	3707, 3707F	3708, 3708F
Length ( L )	90 (3-1/2)	103 (4-1/16)
Height ( H )	204 (8)	308 (12-1/2)
Width ( W )	90 (3-1/2)	117 (4-13/16)

## ► Specification

Voltage (V)	Current (A)	Cycle (Hz)	Continuous Rating (W)		Max. Output(W)
			Input	Output	
110	4.2	50/60	440	240	370
120	3.8	50/60	440	240	370
230	2.0	50/60	440	240	370
240	1.9	50/60	440	240	370

Model No.)	3707	3707F	3708	3708F
No load speed : (min -1= rpm)	35,000		35,000	
Collet capacity	6 mm or 6.35 mm (1/4")		6 mm or 6.35 mm (1/4")	
Stroke of trimmer head : mm ( " )	35 (1-3/8)		35 (1-3/8)	
Adjustment of trimmer base angle	0° - 45°		0° - 45°	
LED Job Light	No	Yes	No	Yes
Protection from electric shock	by double insulation		by double insulation	
Net weight :Kg (lbs )	1.2 (2.6)		1.3 (2.9)	
Cord length : m (ft)	2.5 (8.2)		2.5 (8.2)	

## ► Standard equipment

- \* Trimmer guide assembly ..... 1 pc.
- \* Straight guide ..... 1 pc.
- \* Templet guide ..... 1 pc.
- \* Wrench 10 ..... 1 pc.
- \* Wrench 17 ..... 1 pc.
- \* T.C.T. Straight bit ..... 1 pc.

< Note > The standard equipment for the tool shown may differ from country to country.

## ► Optional accessories

- \* Various router bits
- \* Straight guide
- \* Trimmer guide assembly
- \* Trimmer shoe
- \* Collet cone 6mm
- \* Collet cone 1/4"
- \* Templet guide
- \* Trimmer base assembly
- \* Flexible hose
- \* Joint

## ► Features and benefits

**Ergonomically designed motor housing provides easier and more comfortable gripping than competitors.**

Diameter of gripping portion

**3707 series model : 60mm**  
(2-3/8")

3703 series model : 65mm  
(2-9/16")

Hitachi M6SB : 64mm  
(2-1/2")

Length of gripping portion

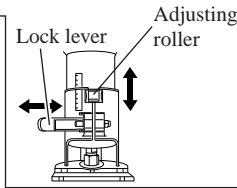
**3707 series model : 107mm**  
(4-1/4")

3703 series model : 103mm  
(4-1/16")

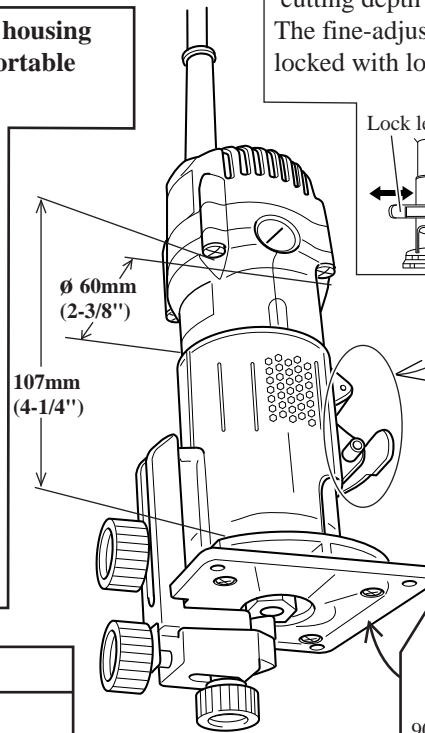
Hitachi M6SB : 100mm  
(3-15/16")

Adjusting roller for fine-adjustment of cutting depth precisely.

The fine-adjusted cutting depth can be locked with lock lever precisely.

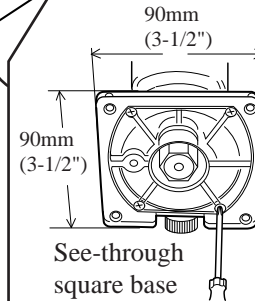


**3707, 3707F**

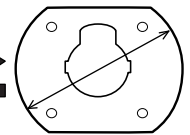


Replaceable trimmer base just removable by 4 screws.

90mm (3-1/2")

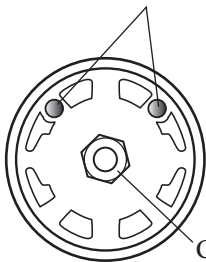


Ø 89mm (3-1/2")



**For 3707F and 3708F**

**LED Job light for lighting up at working point in shadow**

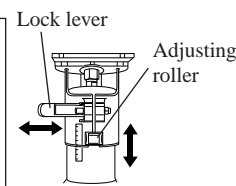


Collet chuck


Bottom view of motor housing

Adjusting roller for fine-adjustment of cutting depth precisely.

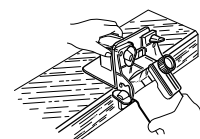
The fine-adjusted cutting depth can be locked with lock lever precisely.



**3708, 3708F**



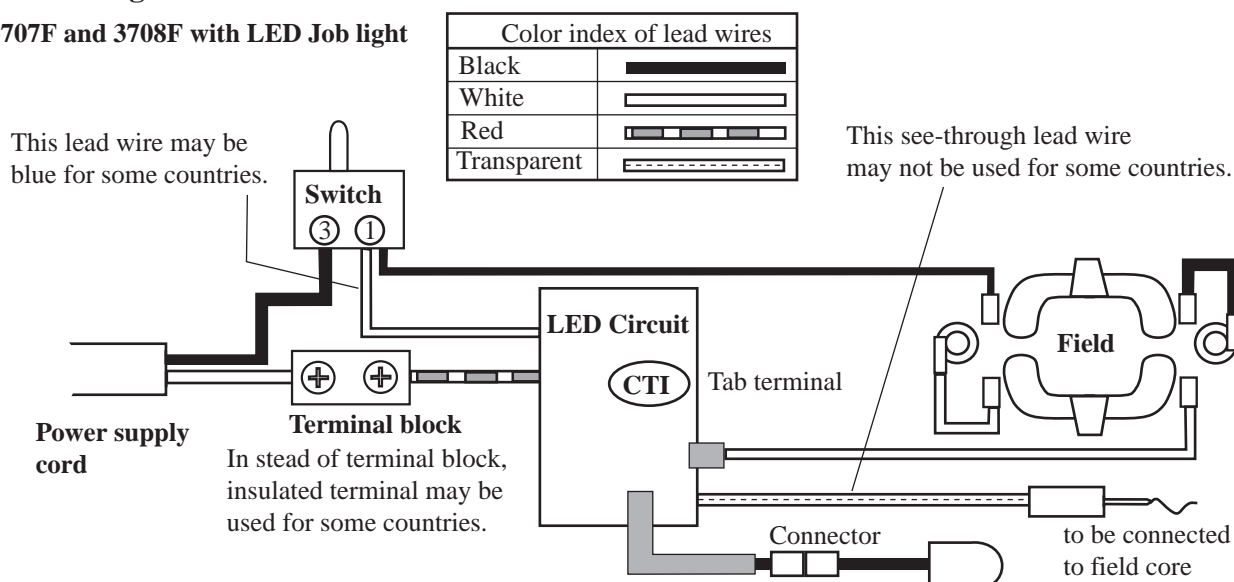
Adjustable trimmer base angle for obtaining desired cutting angle.  
(Only 3708 and 3708F)



Model No. Specifications		Non angle-adjustable base			Angle-adjustable base		
		MAKITA			MAKITA		
		3707F	3707	3703	3708F	3708	3704
Power input : W		440			440		
No load speed : (min -1= rpm)		35,000			35,000		
Collet capacity		6 mm / 6.35 mm (1/4")			6 mm / 6.35 mm (1/4")		
Protection from electric shock		by double insulation			by double insulation		
Vibration : m / s <sup>2</sup>		0.94			0.94		
Noise : dB[A]		78			78		
LED Job Light		Yes	No	No	Yes	No	No
Fein-adjustment of base		Yes			Yes		
Dimensions : mm ( " )	Length	90 (3-1/2)			103 (4-1/16)		
	Width	90 (3-1/2)			117 (4-13/16)		
	Height	204 (8)			308 (12-1/2)		
Net weight :Kg (lbs )		1.2 (2.6)			1.3 (2.9)		

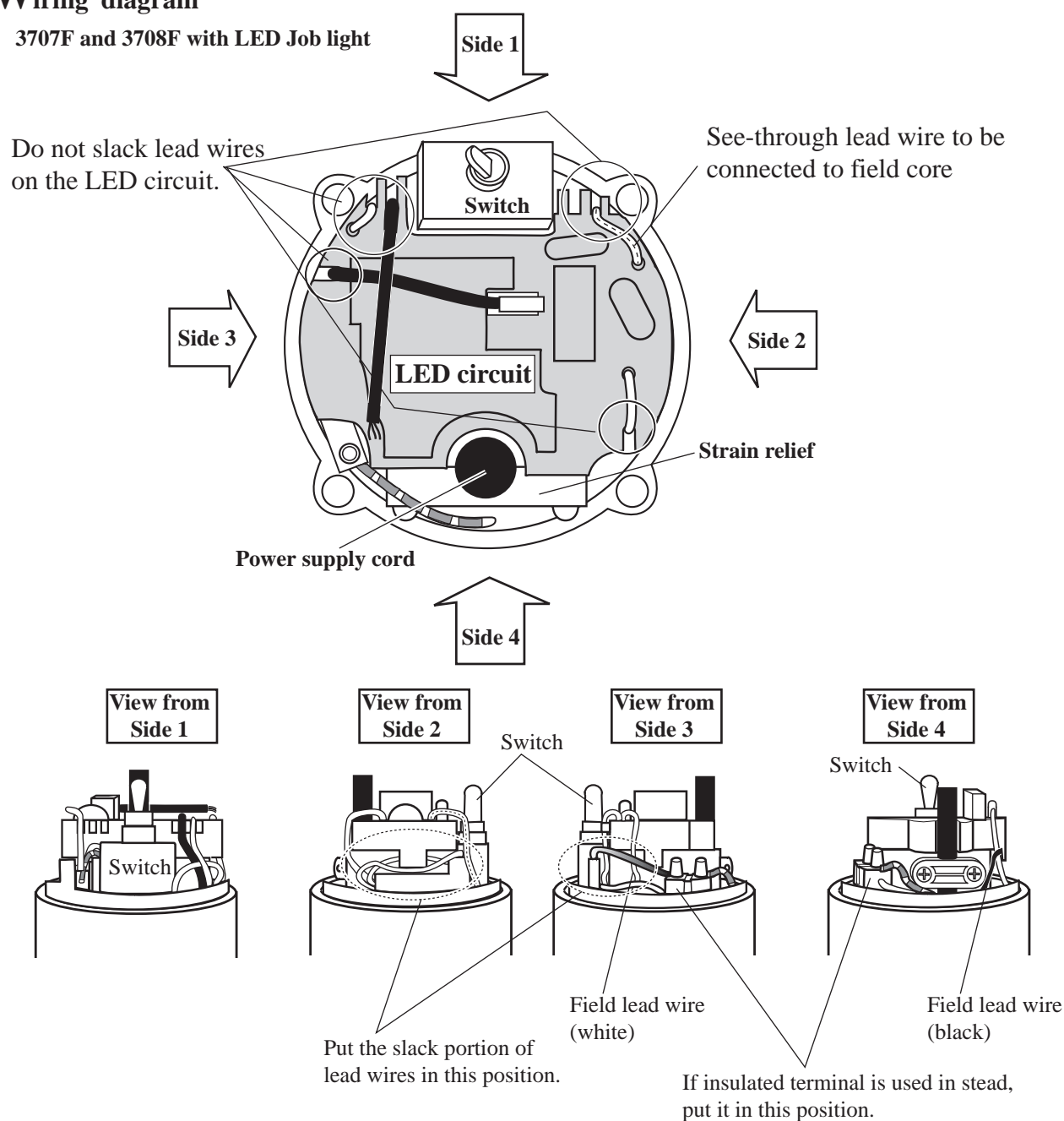
## ► **Circuit diagram**

3707F and 3708F with LED Job light



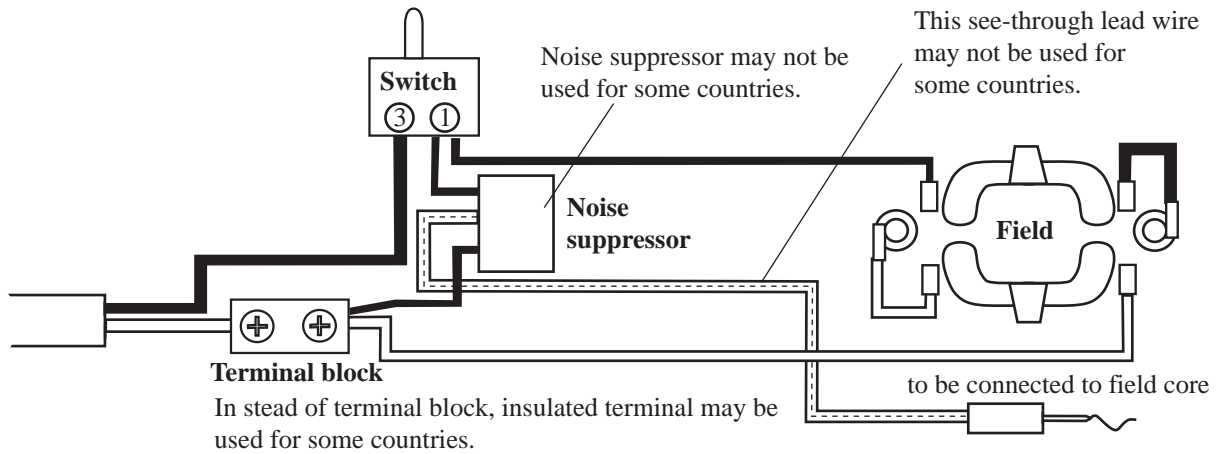
## ► **Wiring diagram**

3707F and 3708F with LED Job light



## ► Circuit diagram

3707 and 3708 without LED Job light



## ► Wiring diagram

Noise suppressor has to be so installed in the case that its lead wire side is located on left side, if it is installed.

