

# TECHNICAL INFORMATION



NEW TOOL

P 1 / 4

<b>Models No.</b>	▶ 4013D 4033D
<b>Description</b>	▶ Cordless Cleaner 12 V Cordless Cleaner 14.4 V

## CONCEPTION AND MAIN APPLICATIONS

The above new cleaner models are the power-up version of Model 4093D utilizing 12V and 14.4 V MAKITA batteries. Their brief benefits and features are

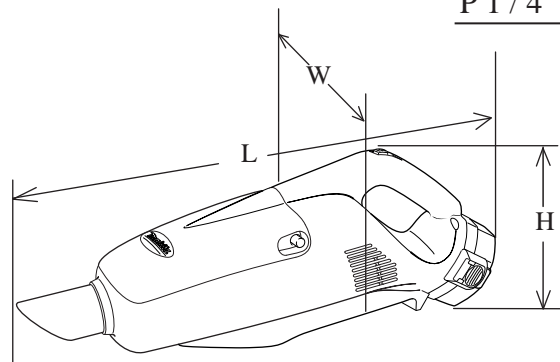
**\* Considerably increased suction rate comparing with the existing Mod.4093D**

\*Can be used with exactly the same accessory items as 4072D, 4073D and 4093D.

\* Special designed suction port can clean floors without a nozzle.

They are brought into market with the following specifications listed below.

Model No.	Battery	Charger
4013DZ	No	No
4033DZ	No	No



Dimensions : mm ( " )		
Model No.	4013D	4033D
Length ( L )	465 (18-1/4)	473 (18-5/8)
Height ( H )	180 (7-1/8)	
Width ( W )	112 (4-3/8)	

## ► Specification

Model No.	4013D	4033D
Max air flow : m3 / min.	1.2	1.2
Max sealed suction : kPa	4.7	4.8
Max. suction rate : W	22	25
Voltage : V	12	14.4
Continuous operating time with full charged one battery pack	*approx. 14 min.	*approx. 14 min.
Capacity of dust bag : L (mm3)	0.5 (500)	0.5 (500)

< Note > The figures of continuous operating time for the tool shown may differ from conditions to conditions.

## ► Standard equipment

Nozzle ..... 1 pc.  
 Corner nozzle ..... 1 pc.  
 Straight pipe ..... 1 pc.  
 Paper pack filter (5 pcs.per pack) ..... 1 pack.  
 Dust bag ..... 1 pc.

< Note > The standard equipment for the tool shown may differ from country to country.

## ► Optional accessories

For Model 4013D and 4033D

\* Brush  
 \* Flexible hose  
 \* Paper pack filter (5 pcs. per pack)  
 \* Dust bag  
 \* Charger DC1413  
 \* Charger DC1412  
 \* Charger DC1470  
 \* Charger DC1439

For Model 4013D

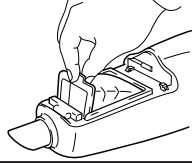
\* Battery 1200  
 \* Battery 1200A  
 \* Battery 1202  
 \* Battery 1202A  
 \* Set plate required for the above 4 batteries  
 \* Battery 1220  
 \* Battery 1222  
 \* Battery 1233  
 \* Battery 1234  
 \* Battery 1235  
 \* Battery 1235A

For Model 4033D

\* Battery 1420  
 \* Battery 1422  
 \* Battery 1433  
 \* Battery 1434  
 \* Battery 1435

► Features and benefits

Accepts either paper filter bag or dust bag, which have interchangeability with 4072D, 4073D and 4093D.



**Model 4013D 12 V**

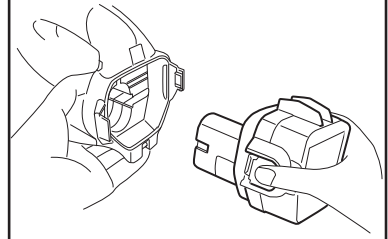
**Model 4033D 14.4 V**

**Much stronger suction power than model 4093D**

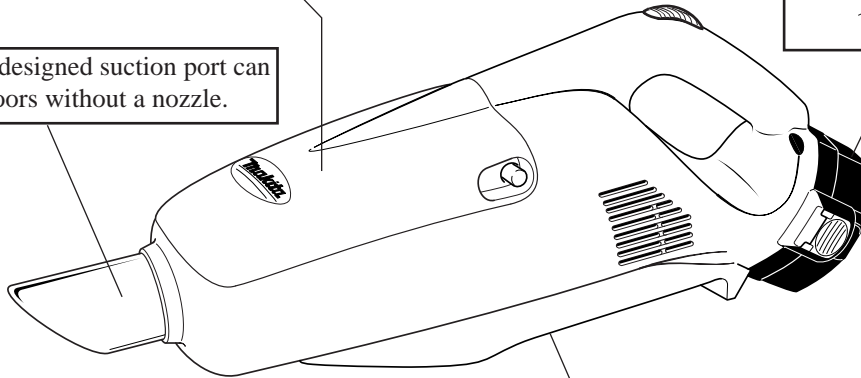
\* 4013D : 22W (increased 45%)

\* 4033D : 25W (increased 65%)

Push button type batteries  
12 V for Mod.4013D  
14.4 V for Mod.4033D



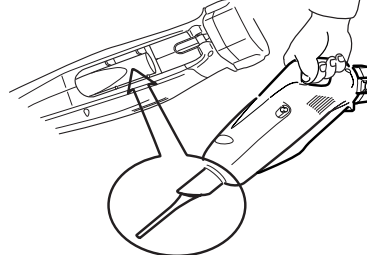
Special designed suction port can clean floors without a nozzle.



Extensions held in place and more secure



Space for storing of corner nozzle



► Comparison of products

Model No.		MAKITA		
Specifications		4013D	4033D	4093D
Battery	Voltage : V	12	14.4	9.6
	Capacity : Ah	2.0 (with battery 1222)	2.0 (with battery 1422)	1.3 (with battery 9000)
Max. suction rate : W		22	25	15
Max. air flow : m3/min.		1.2	1.2	1.22
Max. sealed suction : kPa		4.7	4.8	2.7
Continuous operating time with full charged one battery pack		14	14	10
Paper pack filter		Yes	Yes	Yes
Dimensions : mm ( " )	Length ( L )	465 (18-1/4)	473 (18-5/8)	484 (19)
	Width ( W )	112 (4-3/8)	112 (4-3/8)	112 (4-3/8)
	Height ( H )	180 (7-1/8)	180 (7-1/8)	143 (5-5/8)
Net weight : Kg ( lbs ) without Nozzle	without Battery	0.89 (1.96)	0.89 (1.96)	0.92 (2.03)
	with battery	1.6 (3.53) with Battery 1222	1.7 (3.75) with Battery 1422	1.3 (2.87) with Battery 9000
Standard equipments		Nozzle Corner nozzle Straight pipe Paper pack filter (5 pcs.) Dust bag		Nozzle Corner nozzle Corner nozzle holder Straight pipe Paper pack filter (5 pcs.) Dust bag

## < 1 > Replacing hook and rod 2.5

Insert rod 2.5 into the either of hooks by pressing in as illustrated in Fig. 1.

And pass the above rod 2.5 through compression spring 6, and assemble the hook unit (including rod 2.5 and compression spring 6) to front cover from the inside as illustrated in Fig. 1A.

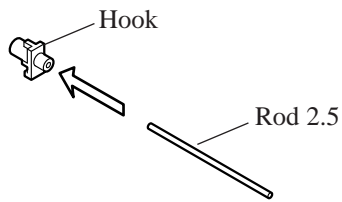


Fig. 1

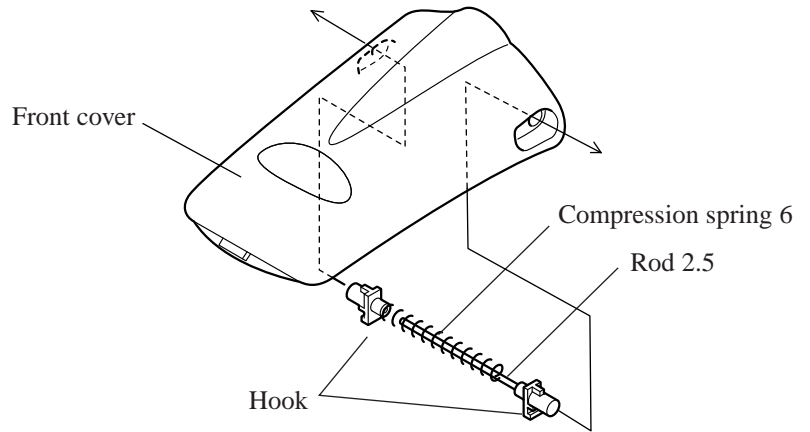


Fig. 1A

## < 2 > Fastening torque of tapping screws for securing housing set

When securing housing set, fasten 8 pcs. of the tapping screws 3x20 with the fastening torque of 0.75N.m.

The fastening with too strong torque can be cause of the damage of the threaded holes on housing set.

See Fig. 2.

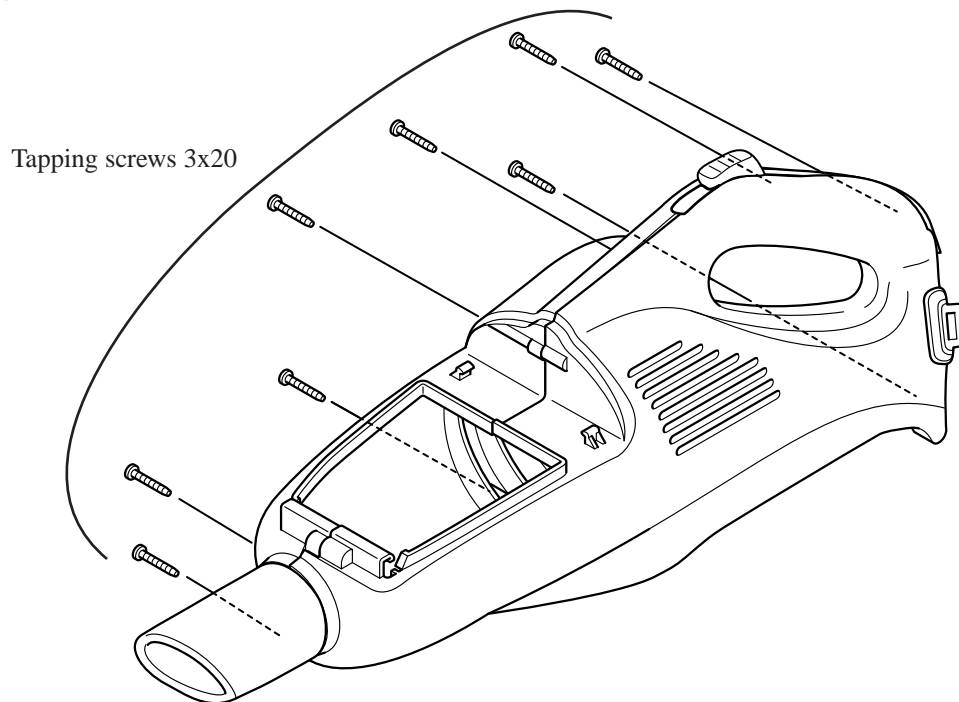


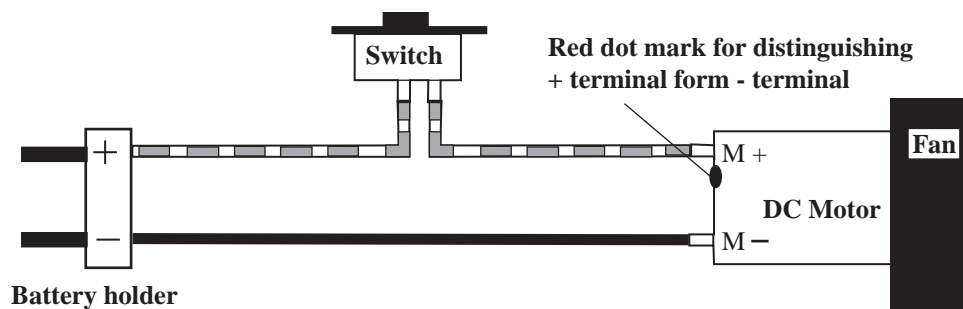


Fig. 2

## ► Circuit diagram

Color index of lead wires	
Black	
Red	



## ► Wiring diagram

