

For Models ▶ 4073D

Description ▶ Cordless Cleaner

CONCEPTION AND MAIN APPLICATIONS

Model 4073D is the cordless cleaner powered by Battery 7000(cartridge-type) and designed as improved version of existing Model 4071D, and its brief benefits are;

*More pick-up power

*Very quiet

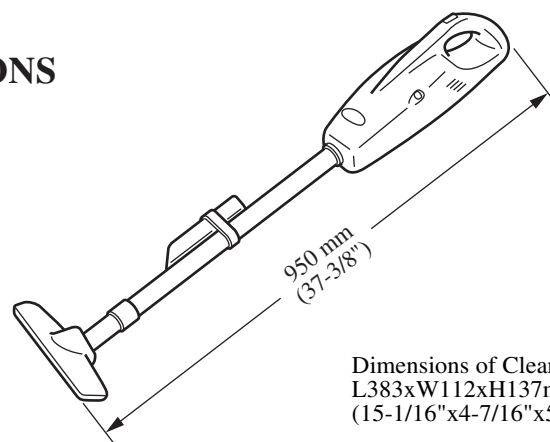
*Either paper pack or dust bag can be used.

Paper pack : for dump dust neatly

Dust Bag : for repeating use

*Handie : Thinner and more comfortable design

*High-Low change swith : for variety use



Dimensions of Cleaner
L383xW112xH137mm
(15-1/16"x4-7/16"x5-3/8")

► Specifications

| | | |
|--|---|-----------|
| Motor | DC 7.2V magnet motor | |
| Battery | Battery 7000 (Ni-Cd, 7.2V, 1.3Ah) | |
| Dimension (LxWxH) | 383mm (15-1/16") X112mm (4-7/16") X137mm (5-3/8") | |
| Net weight | 1.1kg (2.4lbs) (including battery) | |
| Maz. air flow | 0.9m ³ /min. (32ft ³ /min.) | |
| Maz. sealed suction | 280mm (11") of water | |
| Noise | High | 67dB |
| | Low | 60dB |
| Continuous operating time from one charge | High | 10minutes |
| | Low | 20minutes |

(NOTE) Specifications are the same as 4072D except battery, which is built-in type for 4072D.

► Standard equipment

Nozzle Ass'y

Corner Nozzle

Straight Pipe

Corner Nozzle Holder

Paper Pack

► Optional accesories

Flexible Hose, Nozzle Ass'y for carpet, Shelf Brush, Paper Pack Set (10 Pcs./Set)

Battery 7000, Battery 7002, Fast Chargers

► Featured and benifits

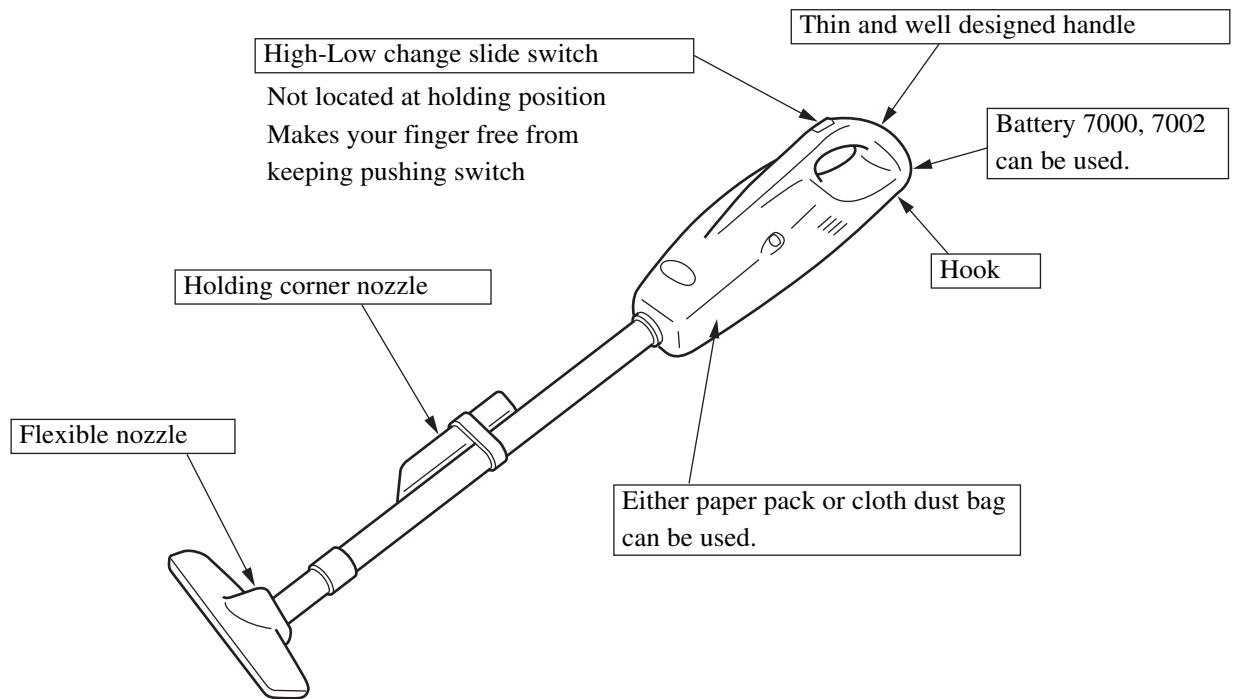
See the attached sheets for more information.

Very quiet

High ; 4073D:67dB (total noise of five~six 4073D' s=noise of one 4071D)

4071D:74.5dB

Low ; 4073D:60dB (total noise of twenty-five 4073D' s=noise of one 4071D)

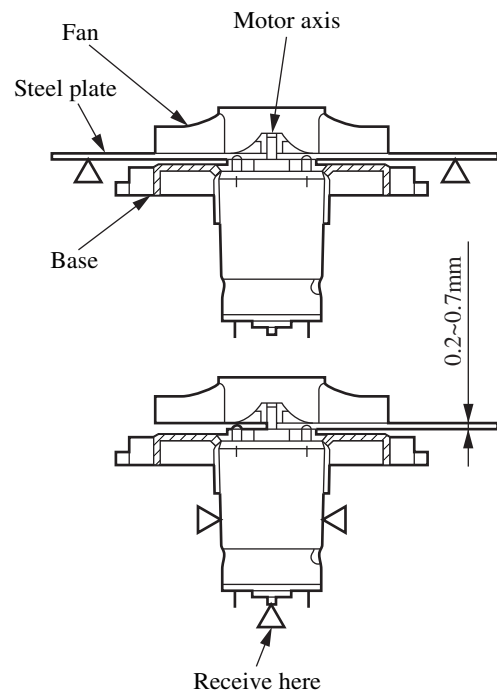


► Repair

1. Exchange of Fan

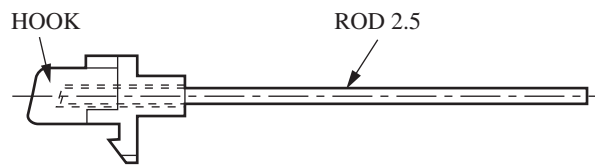
When pulling out Fan from Motor, insert Steel plate between Base and Fan, fix Fan receiving the both ends of Steel plate , push Motor axis and pull Fan out.

When putting Fan into Motor by pressure, be sure to put Fan by pressure into Motor with receiving the rear end of Motor axis so that a gap between Motor and Fan may become 0.2~0.7mm when Fan is pressed to Motor side after having been put in by pressure.



2. Exchange of Hook and Rod 2.5

When exchanging Hook or Rod 2.5, put Rod 2.5 into one side of Hook by pressure.



3. Tightening torque of screws

Female screws may be broken if you tighten screws too much, because Tapping screws are used for the Machine. Be careful not to fasten screws too tightly. (Tightening torque: 75Kgf.cm)

► Wiring diagram

