

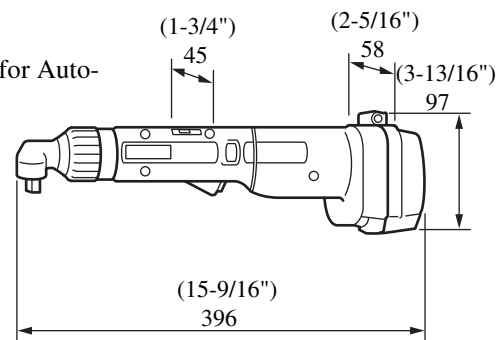
For Models ▶ 6704D, 6706D

Description ▶ **Cordless Angle Socket Driver**

► CONCEPTION AND MAIN APPLICATIONS

6706D is a new Cordless angle socket driver made by adding to 6702D Control circuit for Auto-stop mechanism detecting the rest Battery capacity . The total length has been made 44mm longer comparing to 6702D to store Control circuit.

Also, plastic coating has been applied on Set plate to prevent it from damaging car body. 6704D is a model with Housing of 6706D, and the spec. and performance are the same as those of 6702D except the total length and Set plate. Both are for export only.



Model	Battery	Charger	Plastic case
6704D, 6706D	9100	No	No
6704DW, 6706DW	9100	DC9700	Yes

► Specifications

Voltage(V)
9.6V

Motor D.C. magnet motor, Ni-Cad battery 9100

► Capacity

No load speed : 400 R/pm

Angle drive : 9.5mm

Motor : D.C. magnet motor, Ni-Cad battery 9100

Two types W/Tightening torque adjustment of 5-degrees W/Tightening torque adjustment of no degree.

Tightening torque

Change ring scales	1	2	3	4	5
(Nm)	(1.96)	(3.43)	(4.71)	(5.88)	(7.84)
kgfcm	20	35	48	60	80

Tightening available : Hex.head bolt, Nut M4~M6

► Standard equipment

Battery cover

► Optional accessories

Battery 9100, 9102, 9102A Rapid charger DC9700, DC9701,
9-min-rapid charger DC1209, Rapid car charger DC1412

► Features and benefits

- 6704D
 1. W/ Set plate prevented from damaging car body
 2. Others are same as 6702D
- 6706D
 1. When Battery capacity has become a little , it stops automatically the current and Motor will not work even if you pull Switch lever to prevent it from weak tightening torque.
 2. W/Set plate prevented from damaging car body.
 3. Others are same as 6702D.

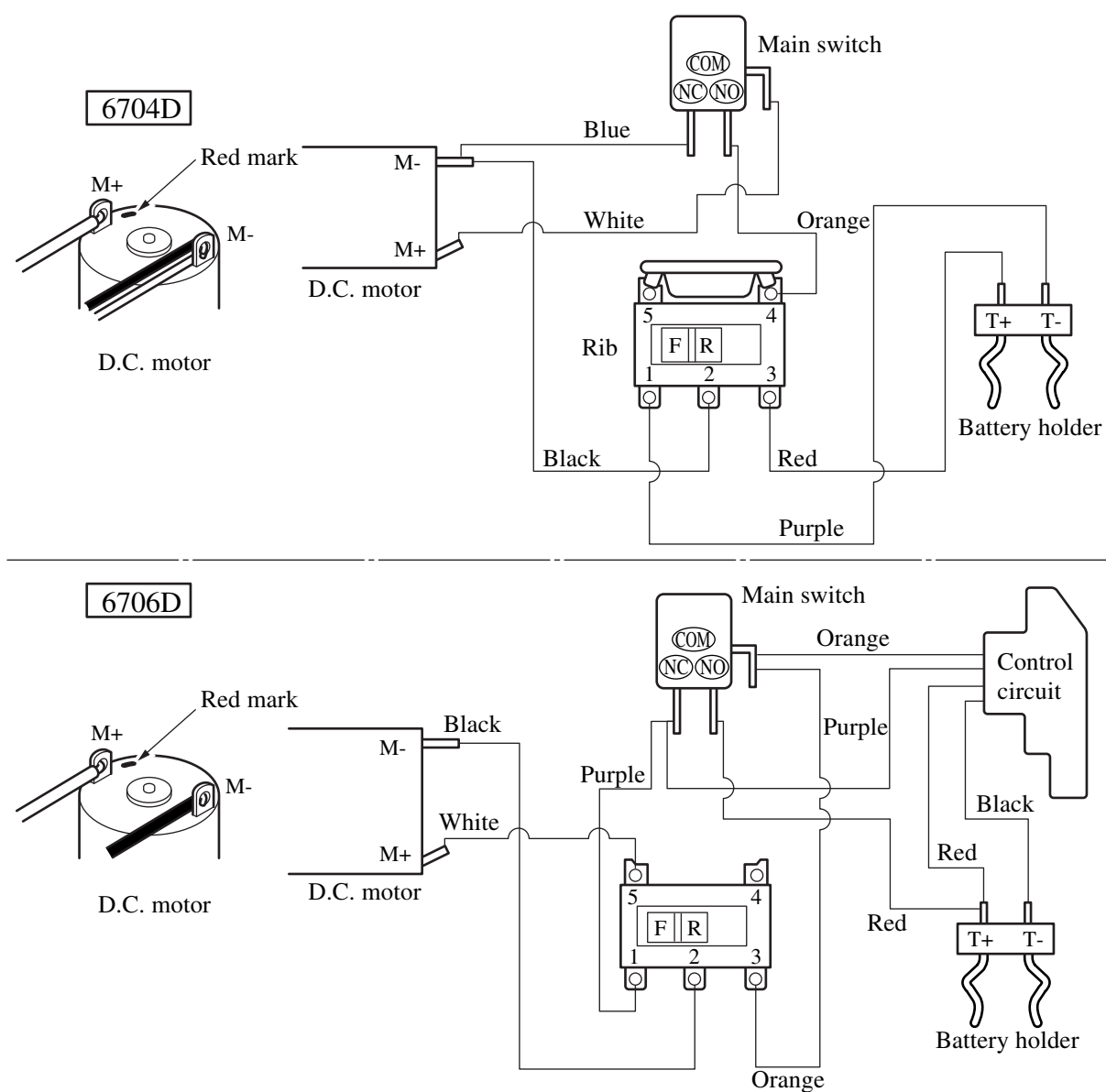
► Comparison chart

Different points are compared in the following chart. Other points are same as those of 6702D.

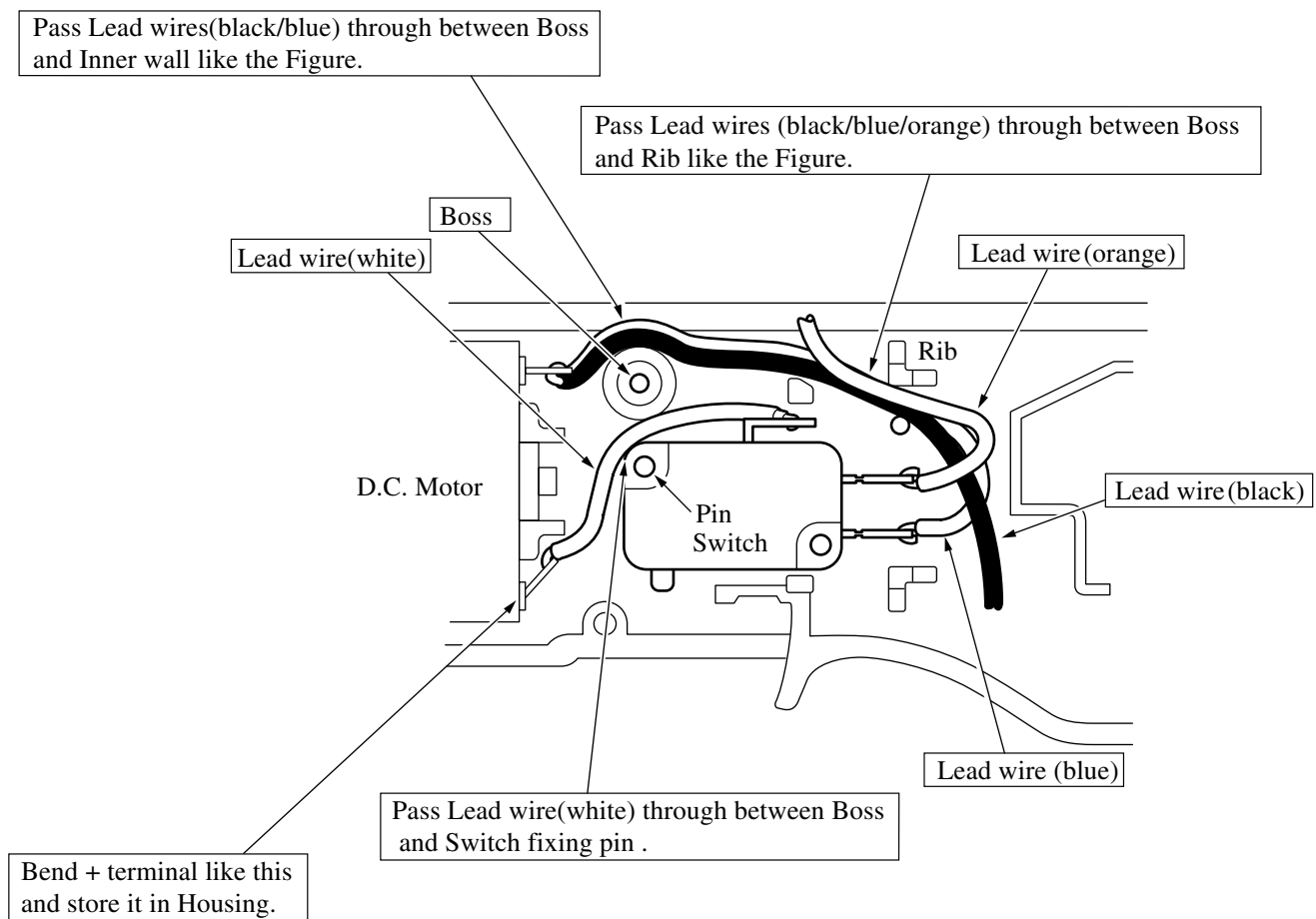
Spec.	Model	6704D	6706D	6702D
Auto-stop detecting rest Battery capacity		No	Yes	No
Total length		(15 ⁹ / ₁₆ " 396mm	←	(13 ⁷ / ₈ " 352mm
Net weight		(3.3lbs) 1.5kg	←	(3.1lbs) 1.4kg
Set plate		W/plastic coating	←	W/out plastic coating

► Repair

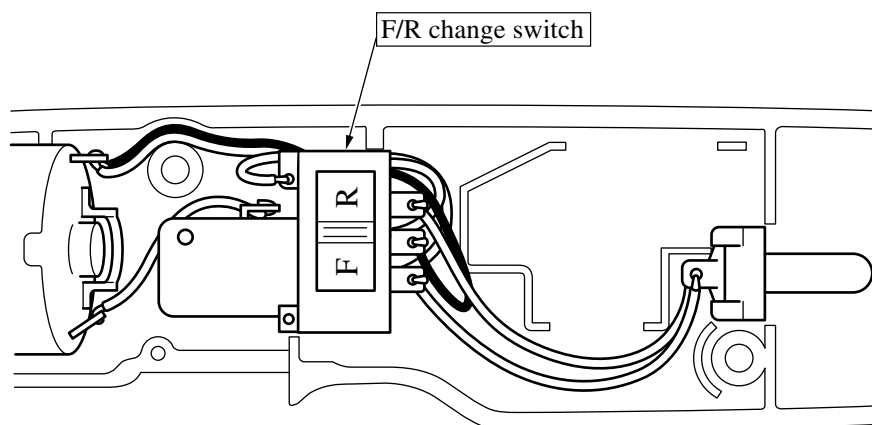
1. Circuit diagram 6704D,6706D



2. Wiring (how to store in Housing) 6704D,6706D
< How to store Lead wires>



< Stored Forward/Reverse change switch>



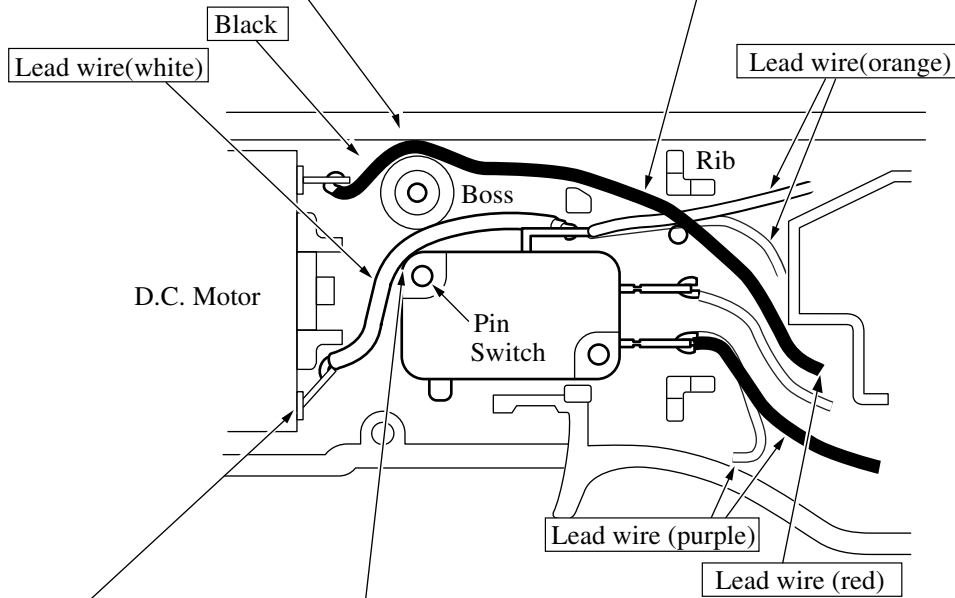
2. Wiring (how to store in Housing) 6704D,6706D

6706D

< How to store Lead wires>

Pass Lead wires(black) through between Boss and Inner wall like the Figure.

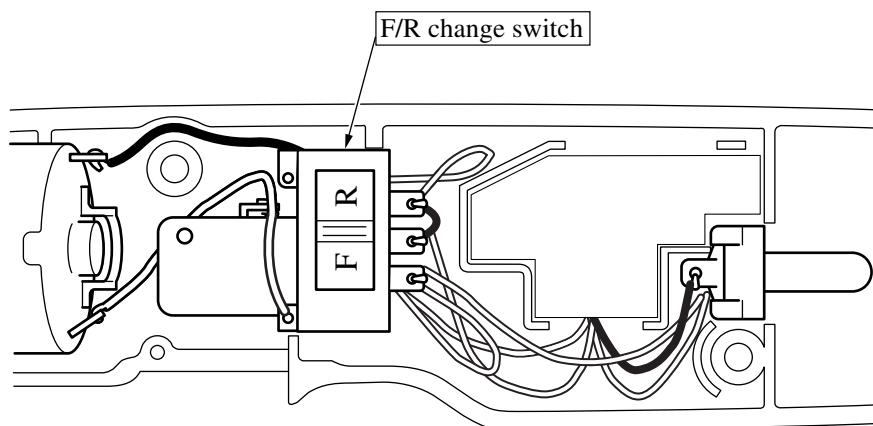
Pass Lead wire(black) and two Lead wires (orange) through between Pin and Rib like the Figure.



Pass Lead wire(white) through between Boss and Switch fixing pin .

Bend + terminal like this and store it in Housing.

< Stored Forward/Reverse change switch>



► Others

Same as 6702D