

Models No. ▶ 6831D

Description ▶ Cordless Auto Feed Screwdriver

CONCEPTION AND MAIN APPLICATIONS

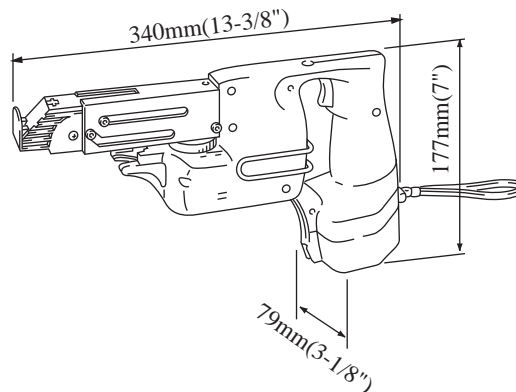
This tool is a cordless version of the existing Model 6830

(AutoFeed Screwdriver).

Model 6831DH is sold with a battery cartridge 1201 but without

a fast charger Model 6831DWH includes a battery

cartridge 1201 and a fast charger DC1201.



► Specifications

DC magnet motor (12 V)

Capacities

Drywall screw.	4mmx25mm(5/32"x1")
	4mmx28mm(5/32"x1-1/8")
	4mmx32mm(5/32"x1-1/4")
	4mmx40mm(5/32"x1-9/16")
No Load Speed	2,000R/min.
Net Weight	2.1Kg(4.6lbs)

► Standard equipment

Hex wrench 3, Phillips bit 2-117 (2 pcs.), Hook, Battery cartridge 1201,

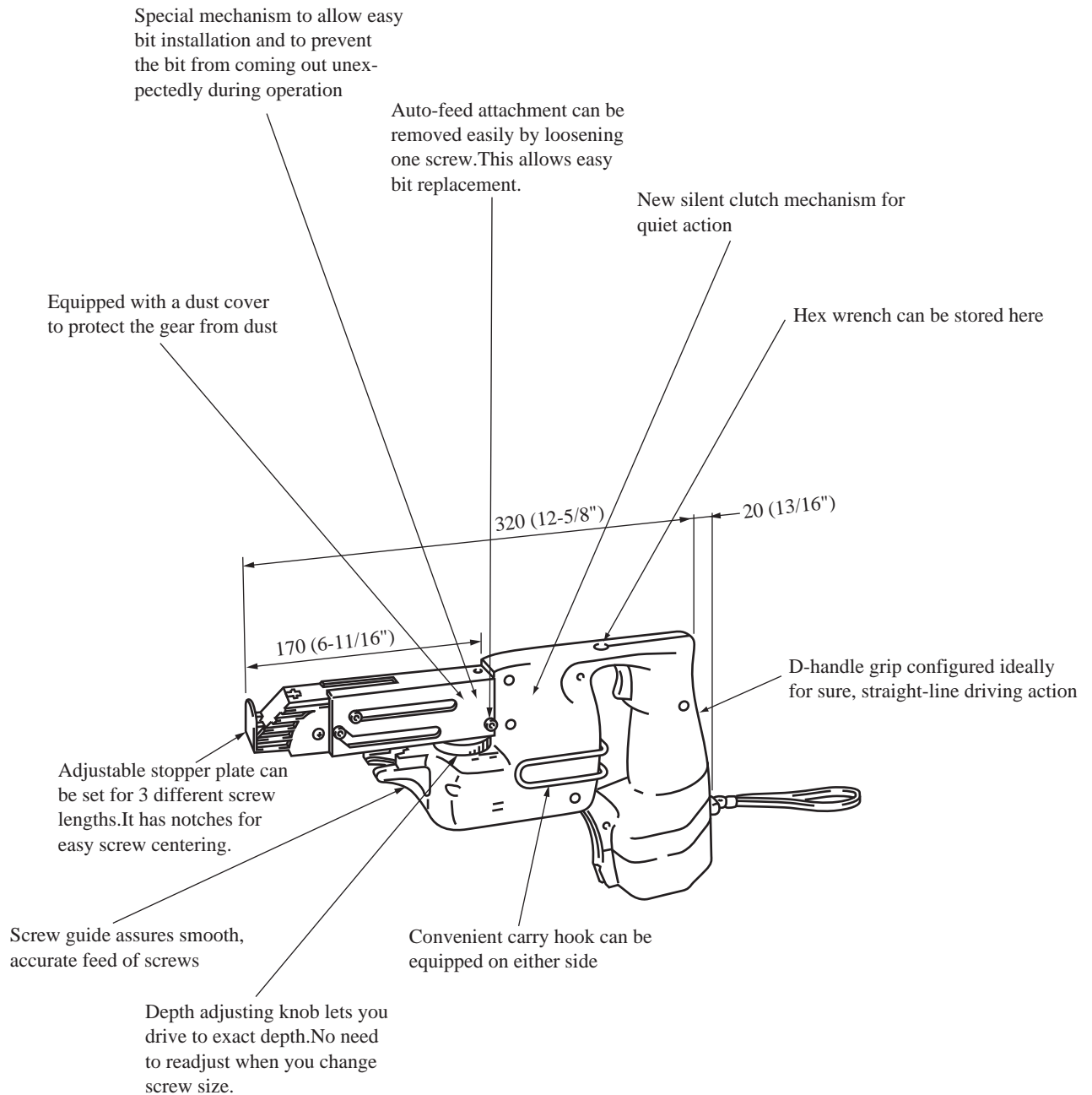
Battery cover, Fast charger DC1201 (6831DWH only), Plastic carrying case (6831DWH only)

► Optional accessories

Phillips bit 2-117, Fast Charger DC1201, Battery cartridge 1200, 1201, 1201A.

► Features and benefits

1.Refer to the attached sheet.



► Handling

See the Manual regarding how to handle the products and notes.

► Repair

[Notes in assembly of Screw sending mechanism (same as #6830)]

1. No oil/grease application

If applying grease/lubricant/anti-rust oil on the rotation and sliding parts, dust particles stick to them and a trouble will occur. Accordingly, do not use any grease or oil at all.

2. Setting position of Ratchet disk

Set Ratchet disk so that Screw M3 may be located near Screw M4 in Feeder box complete . (See Fig. 1)

3. Direction of Leaf spring(for pressing Ratchet disk)

Install Leaf spring so that three feet may contact with Ratchet disk. (See Fig. 1)

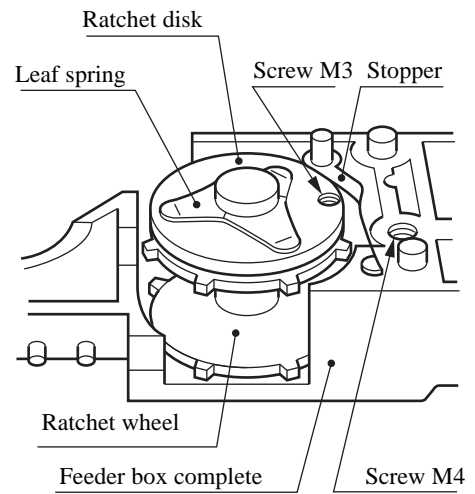


Fig. 1

► Circuit diagram

