

# TECHNICAL INFORMATION



New Tool

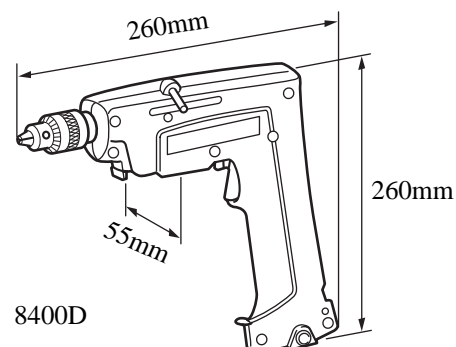
**Models No.** ▶ 8400D

**Description** ▶ MAKITA Cordless hammer drill

## CONCEPTION AND MAIN APPLICATIONS

This machine model is composed of Cordless hammer drill main unit (8400D) and fast charger (DC9000).

Model 8400D is a Hammer drill having multiple function such as (1) drilling for brick and block, (2) drilling for wood, metal, and plastics, and (3) screw driving.



### ► Specifications

No load speed (R: rotation, P: hitting): R; 900/min. P; 10,000/min.

Chucking capability 1.5 ~ 10

Drilling capability: Stone drilling; 10mm

: Steel drilling; 10mm

: Wood drilling; 12mm

Screw driving: wood screw; 3.8mm x 20mm

Weight: 1.7kg

### ► Standard equipment

Chuck key S10

### ► Optional accessories

Battery 9000, Carbide drill 5-70, 6.5-80, 7.5-90, 8-120, 8.5-100, 8.5-180, 9.5-120

Wood drill, 9,12 Drill 1.5, 2, 3, 4, 5, 6, minus bit 5-4.5, 5-82, 6-70, 6.35-45

Plus bit 1-65, 2-45, 2-65, 2-82, 2-110, 2-150, wool bonnet 100, rubber pat set part, glass polishing buff 125

### ► Features and benefits

- (1) Changing over to  $\phi$ Rotation£ and  $\phi$ Vibration£ can be operated in ease using lever.
- (2) Spring incorporated punching method is adopted in vibration mechanism, which provides small load fluctuation and stabled rotation and punching during operation.
- (3) Small reaction of machine would not give fatigue even long continuous operation.
- (4) The drill can be used as screwdriver because reverse rotation switch is attached.
- (5) Current relay protects motor of machine from overload.
- (6) Provided steel carrying case can be conveniently used for storing and portable case of machine unit.

## ► Capacity

(1) Operation capability guide line for one charging

Operation		Drill diameter	Operation capability
Vibration drill	Drilling of brick Depth 30mm	Ø 6.5 Ø 9.5	35 holes 20 holes
	Drilling of block Depth 30mm	Ø 6.5 Ø 9.5	20 holes 10 holes
Drill	Wood [lauan] Drilling Thickness 25mm	Ø 5 Ø 10	360 holes 200 holes
	Drilling of steel plate [Cold rolling steel plate] thickness 1.6mm	Ø 3 Ø 6.5	90 holes 30 holes

(Note) Work capability will vary depending on sharpness of drill and materials being cut.

(2) Continuous operation

Temperature rise of motor is lower comparing with other manufacture such Hitachi, B&D, and etc.  
(Refer to following table)

## ► Repair

- (1) Be sure to turn change over lever to vibration side and dismount housing-L (Name plate attached side) when machine is disassembled.
- (2) Be sure to decide change lever position and to cover the position with hands so that steel balls do not fly away when change lever is removed.

(3) Assembling method for change lever

1. Assemble change lever at positioning hole (A) on housing (R) while making changing ring corresponding to tip (B) of changing lever. (Figure 1)
2. Make change lever position slide so that tip (B) of changing lever engaged in changing groove portion on changing ring. (Figure 2)

Figure 1.

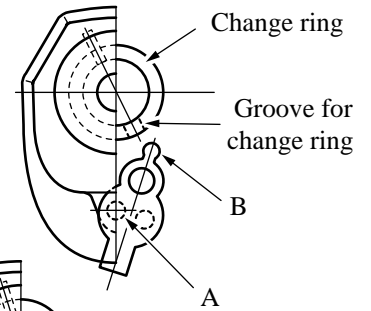
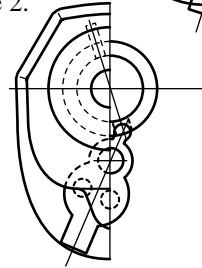


Figure 2.



## ► Miscellaneous

Switch TG7A (Part number 6518146) can not be applicable as mentioned in NEW TOOL INTRODUCTION  
[Design change] BL-0757.