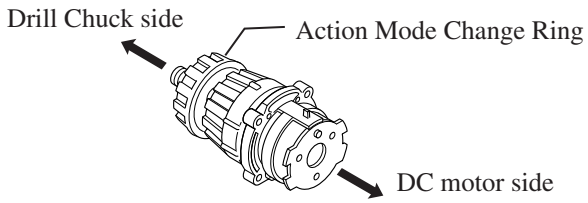
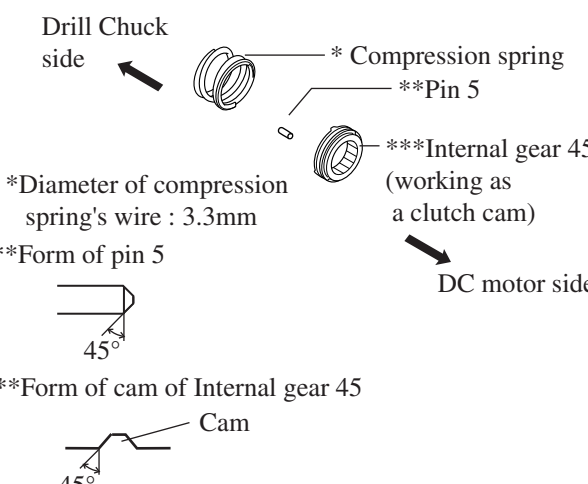
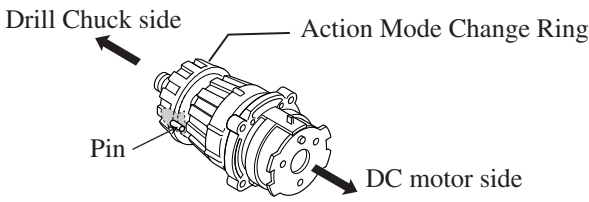
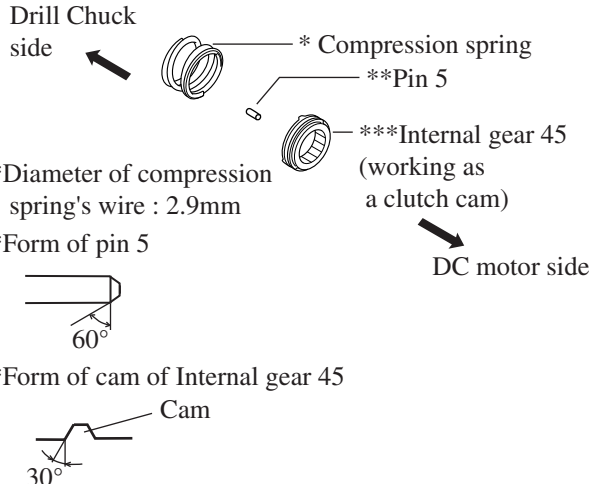


TECHNICAL INFORMATION



Y04079

Subject	▶ Modification of Gear Assembly
For Models	▶ 8413D, 8433D, 8443D, BHP460, BDF460
Country	▶ All countries
Description	▶ Gear Assembly has been modified as illustrated below.

▶ Current	▶ New
 <p>Drill Chuck side</p> <p>Action Mode Change Ring</p> <p>DC motor side</p> <p>Inner parts constituting Gear Assembly</p>  <p>* Compression spring</p> <p>**Pin 5</p> <p>***Internal gear 45 (working as a clutch cam)</p> <p>*Diameter of compression spring's wire : 3.3mm</p> <p>**Form of pin 5</p> <p>***Form of cam of Internal gear 45</p> <p>Cam</p> <p>45°</p>	<p>Type A : A pin is installed on the inside of Action Mode Change Ring additionally.</p>  <p>Drill Chuck side</p> <p>Action Mode Change Ring</p> <p>Pin</p> <p>DC motor side</p> <p>Type B : The inner parts illustrated below are modified.</p> <p>Inner parts constituting Gear Assembly</p>  <p>* Compression spring</p> <p>**Pin 5</p> <p>***Internal gear 45 (working as a clutch cam)</p> <p>*Diameter of compression spring's wire : 2.9mm</p> <p>**Form of pin 5</p> <p>***Form of cam of Internal gear 45</p> <p>Cam</p> <p>30°</p>

Interchangeability(I/C)

Item No.	Current part		Q'ty	I/C	New part		Q'ty	Note
13	Gear Assembly 125099-5		1	←	Gear Assembly 125165-8		1	8413D, 8433D, 8443D, BHP460
13	Gear Assembly 125101-4		1	←	Gear Assembly 125166-6		1	BDF460

Interchangeability mark ;

The arrow ← means that the new part can be substituted for the current.

Note

For production in factory : Gear Assemblies of both Types A and B are used.
For repairing service : Only Gear Assembly of Type B is supplied.

Implementation

From November 2001 production