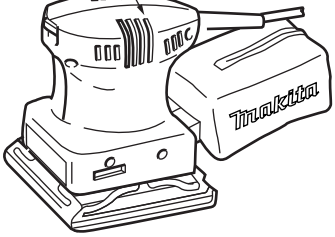
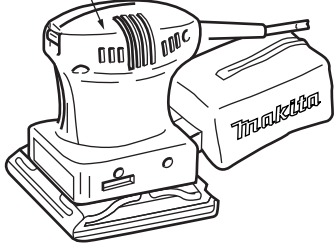
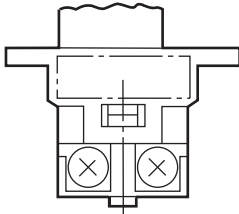

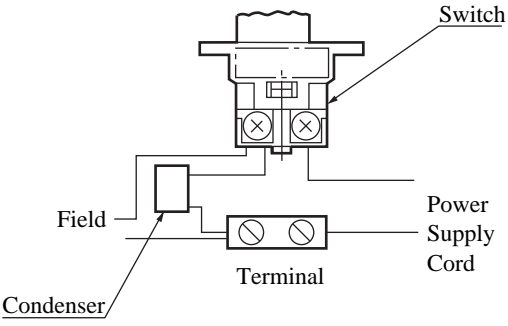
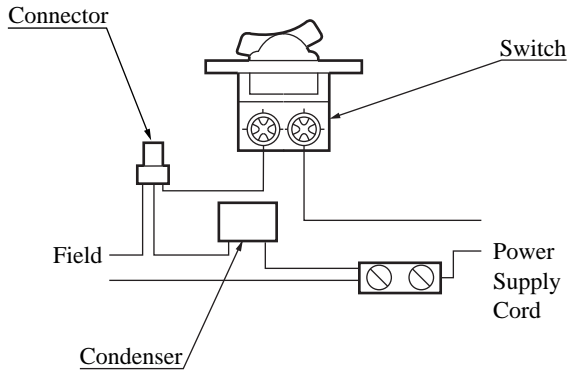
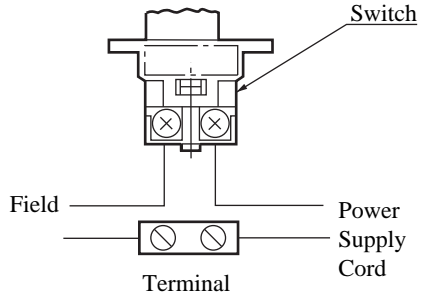
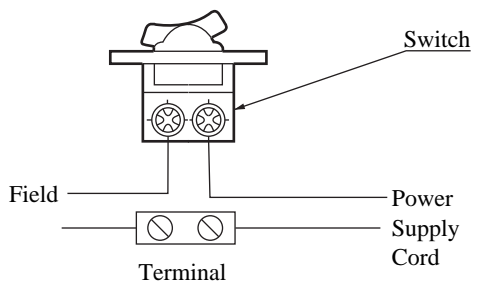


Subject ▶ Changes on housing and switch

For Models ▶ BO4553, BO4554, BO4561

Description ▶ For secure and comfortable one-handed operation, the current housing shape and switch type have been changed.

	▶ Current	▶ New
Housing	<p>rather flat top</p> 	<p>rather round top</p>  <p>Part-number for housing-set remains the same.</p>
Switch	<p>Slide-Type ON/OFF Switch</p> 	<p>Rocker Type ON/OFF Switch</p>  <p>Rocker Type ON/OFF Switch Wiring-Diagrams for current and new switches are shown below.</p>
Wiring Diagram	With Condenser	
		
	Without Condenser	
		

Interchangeability(I/C)

Item No.	Current part		Q'ty	New part		Q'ty	I/C	Note
5	Housing Set 182777-0		1	Housing Set 182777-0		1	Yes	
25	Switch 651606-3		1	Switch 651513-0		1	Yes	*1.
25	Switch 651606-3		1	Switch 651518-0		1	Yes	*2.

Note

*1. This change applies to Australia, New Zealand, Hong Kong, Israel, Canarias Is.

*2. This change applies to United Kingdom, France, Reunion, Algeria, Netherland, Germany, Spain, Italy, Austria, Sweden, Finland, Switzerland, China, Saudi Arabia, South Africa, Korea, Thailand.

Implementation

From Mar., 1998