

TECHNICAL INFORMATION

93596

October 2012
(Page 1 of 3)

- Subject** ➤ Addition of Line filter
Change of DC motor, Controller and Pump assembly
- For Models** ➤ BVF104, BVF154, SP1815
- Country** ➤ BVF104 for Group 1: Austria, France, Italy, Netherlands, Reunion, Russia, Spain, Switzerland, UK
BVF154 for Group 1: France, Germany, Italy, Netherlands, Poland, Reunion, Russia, Spain, Sweden, Switzerland, UK
SP1815 for Group 1 : France, Germany, Italy, Netherlands, Reunion, Spain
BVF104 for Group 2: Argentina, Brazil, Chile, Indonesia, Taiwan
BVF154 for Group 2: Argentina, Brazil, Chile, Colombia, Indonesia, Mexico, Panama, Singapore, Taiwan
- Description** ➤ Group 1: Line filter has been added to comply with EMC for DC tools.
DC motor and Controller have been changed.
Pump assembly has also been changed due to the change of the component DC motor.
Note: The wiring and the assembling have been changed as **Figs. 1 to 4**.
Group 2: Parts number of Pump assembly has been changed.

Fig. 1 Circuit diagram

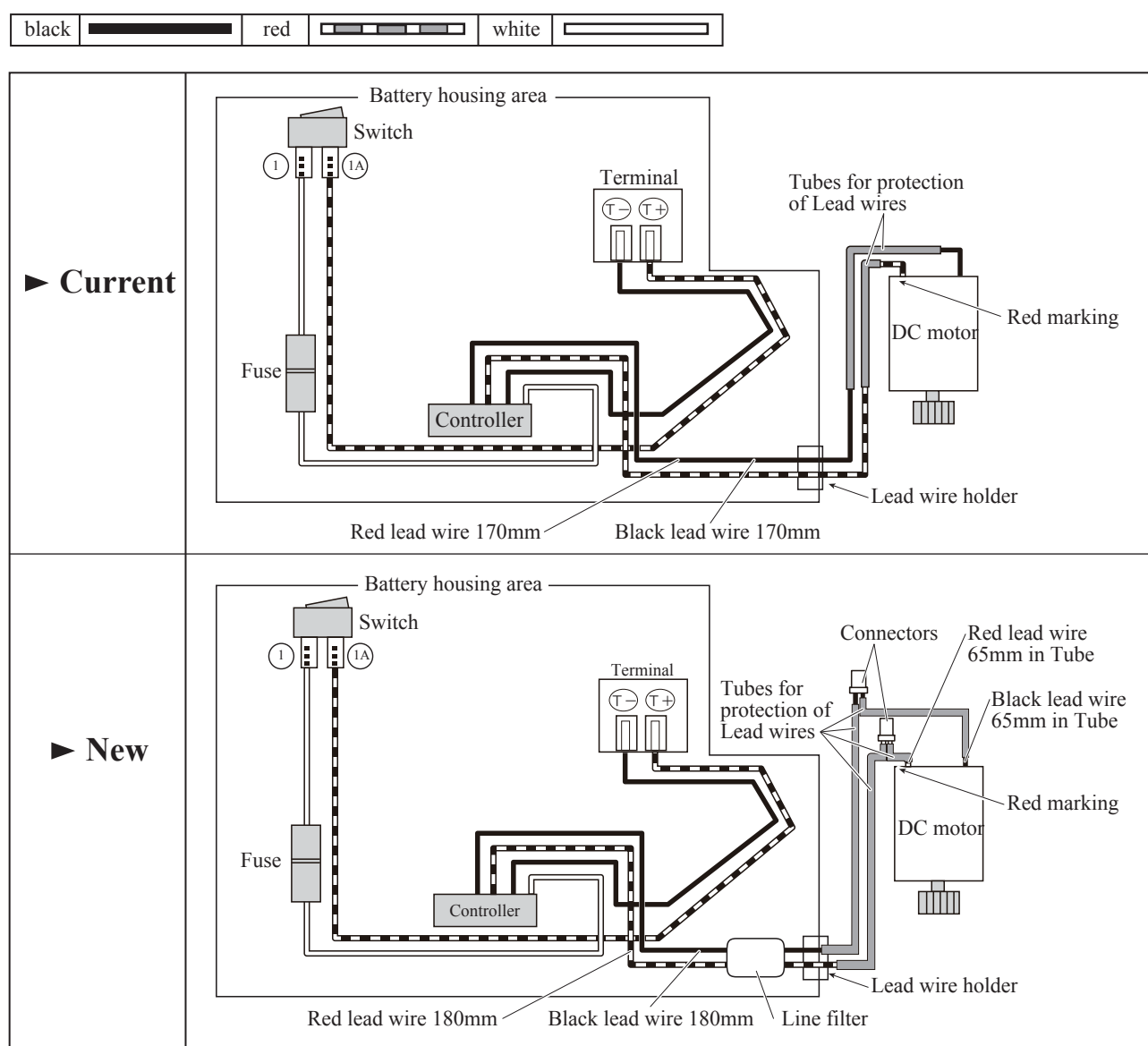


Fig. 2: Inside view of Battery housing

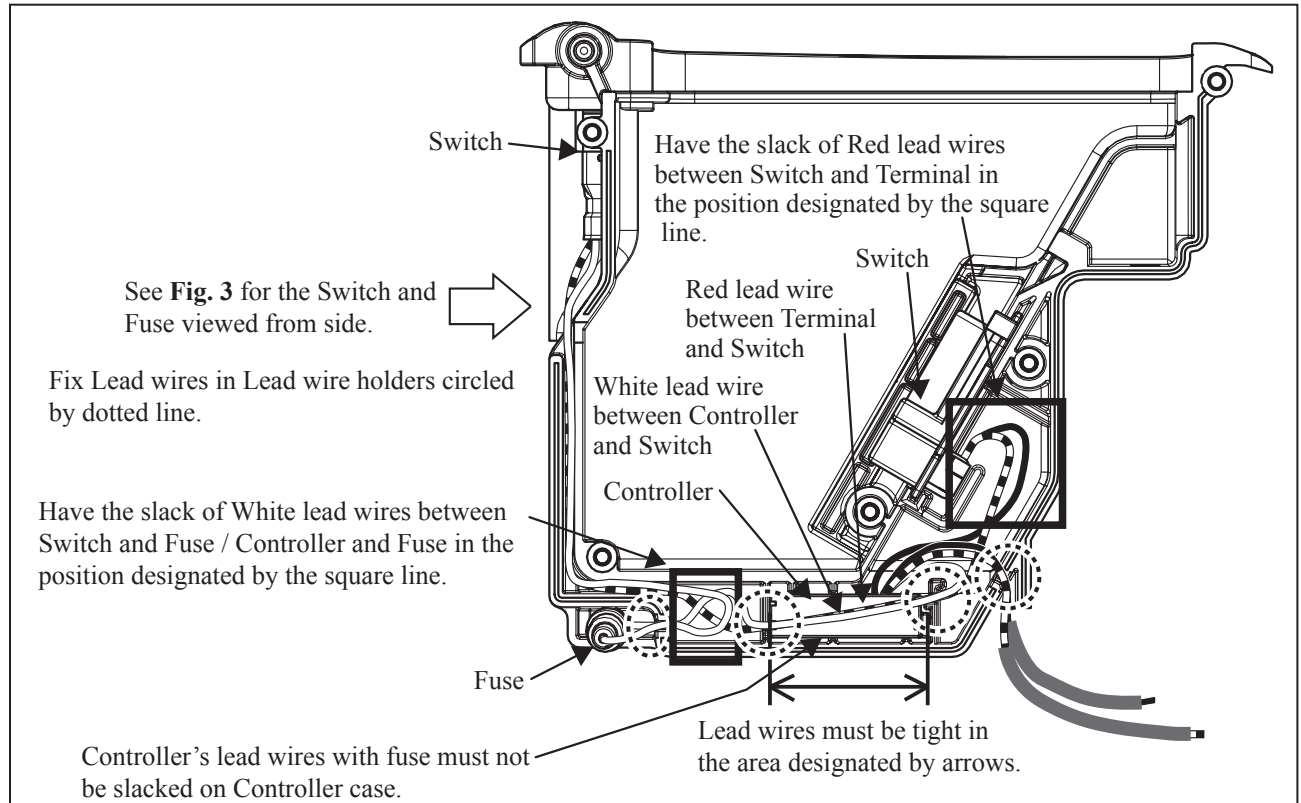


Fig. 3: Another inside view of Battery housing

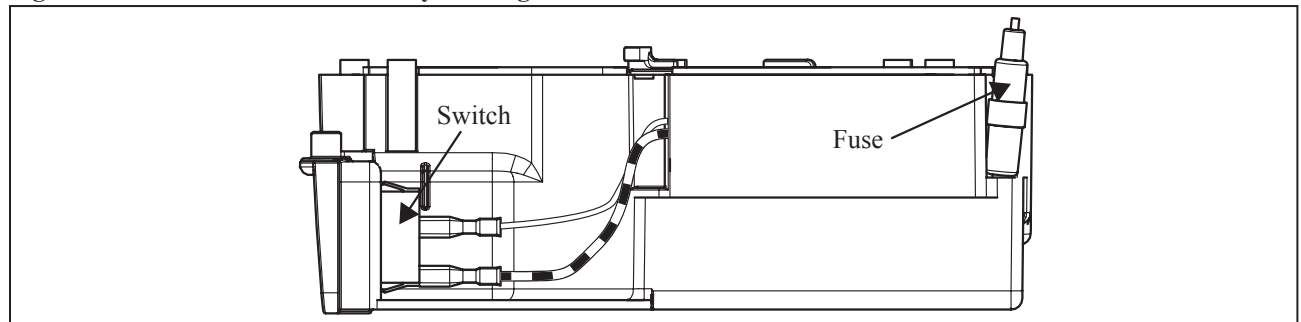
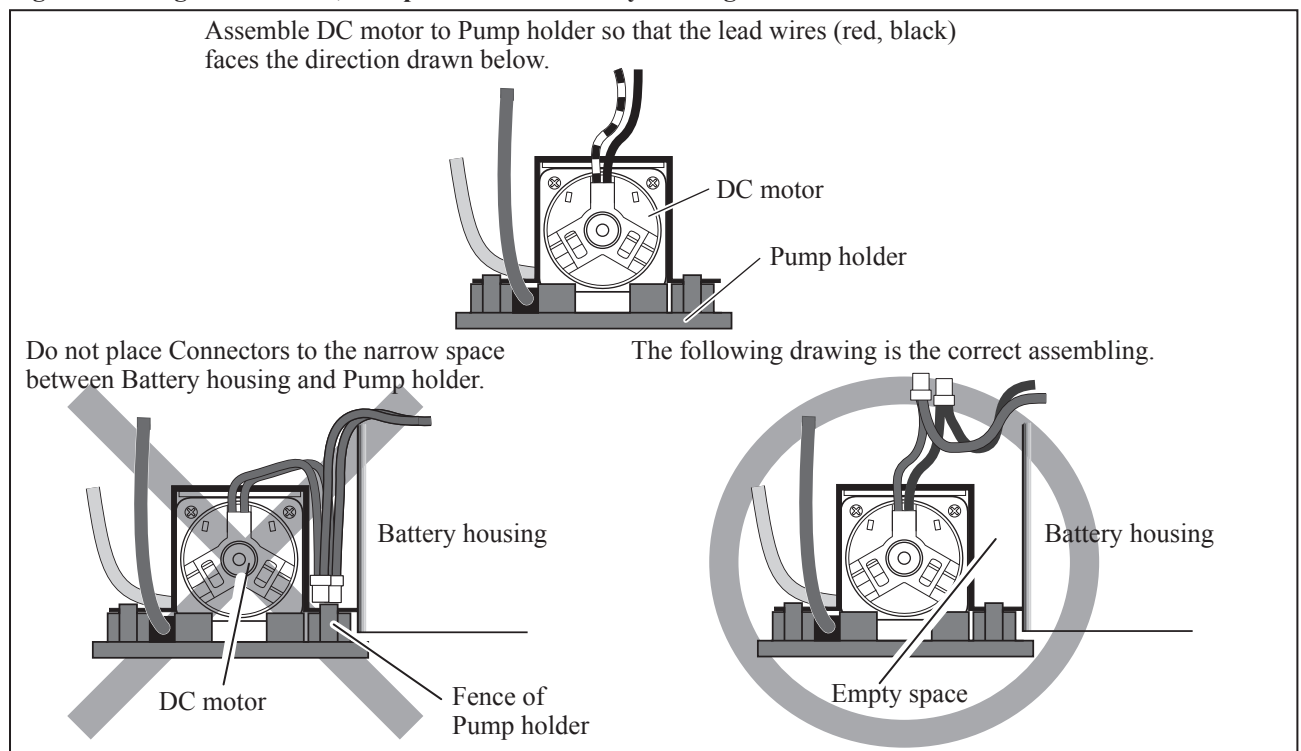


Fig. 4: Drawing of DC motor, Pump holder and Battery housing



Interchangeability(I/C)

	Item No.	Current part		Q'ty	I/C	New part		Q'ty	Note
	BVF104: 044 BVF154: 046 SP1815: 046	DC motor 629873-8		1	No	DC motor 629948-3		1	For Group 1 The component of ① Pump assembly.
	BVF104: 053 BVF154: 055 SP1815: 055	Controller 631898-0		1	No	Controller 620140-4		1	For Group 1
	E01					Line filter 688172-7		1	For Group 1
①	BVF104: 044 BVF154: 046 SP1815: 046	Pump assy 6951030000		1	No	Pump assembly 126193-6		1	For Group 1
	BVF104: 044 BVF154: 046	Pump assy 6951030000		1	Yes	Pump assembly 126194-4		1	For Group 2

Inter-
changeable
as a set

Implementation

From December 2011 production