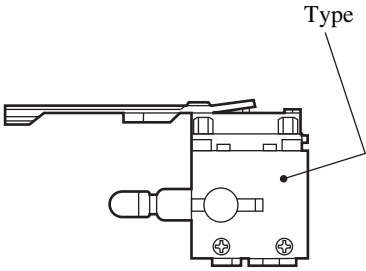
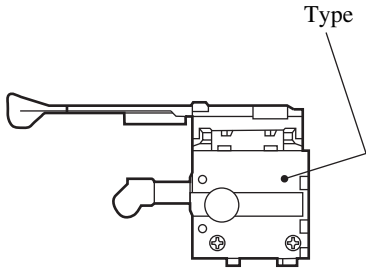
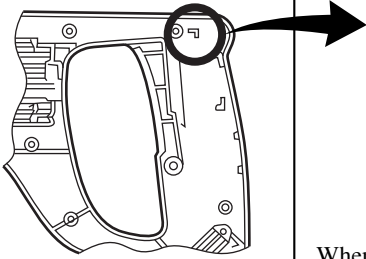
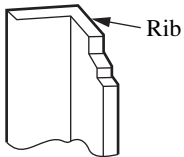
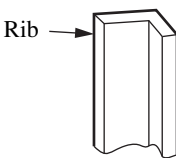


Subject ▶ Change of switch

For Models ▶ HR2410, HR2420(24mm Rotary Hammers)

Description ▶ As illustrated below, Switch and Motor Housing have been changed for improvement of endurance

	CURRENT	NEW
Swich	<p>Maker :EATON Type :8653B711W(100/115V) 8653C711X(200V or higher)</p> 	<p>Maker :EATON Type :J1MK700W(100/115V) J2MK711X(200V or higher)</p> 
Motor Housing (Change of rib)	  <p>When you use new switch, please cut the rib off.</p>	

Interchangeability(I/C)

Item No.	Current part		Q'ty	New part		Q'ty	I/C	Note
073	Swich 8653B711W 651932-0		1	Swich J1MK711W 651972-8		1	<=	100/115V
073	Swich 8653C711X 651933-8		1	Swich J2MK711X 651973-6		1	<=	200V or higher
067	Motor Housing 416249-6		1	Motor Housing 416926-0		1	<=	

(Note) Interchangeability mark; <= means that the new part can be substituted for the current.

Implementation

HR2410(100/115V) : From serial No.315781E(Nov.,1998)

HR2410(200V or more): From serial No.307624E(Oct.,1998)

HR2420(100/115V) : From serial No.12474E(Nov.,1997)

HR2410(200V or more): From serial No.12321E(Oct.,1998)