

T ECHNICAL INFORMATION



68498
(Page 1 of 3)

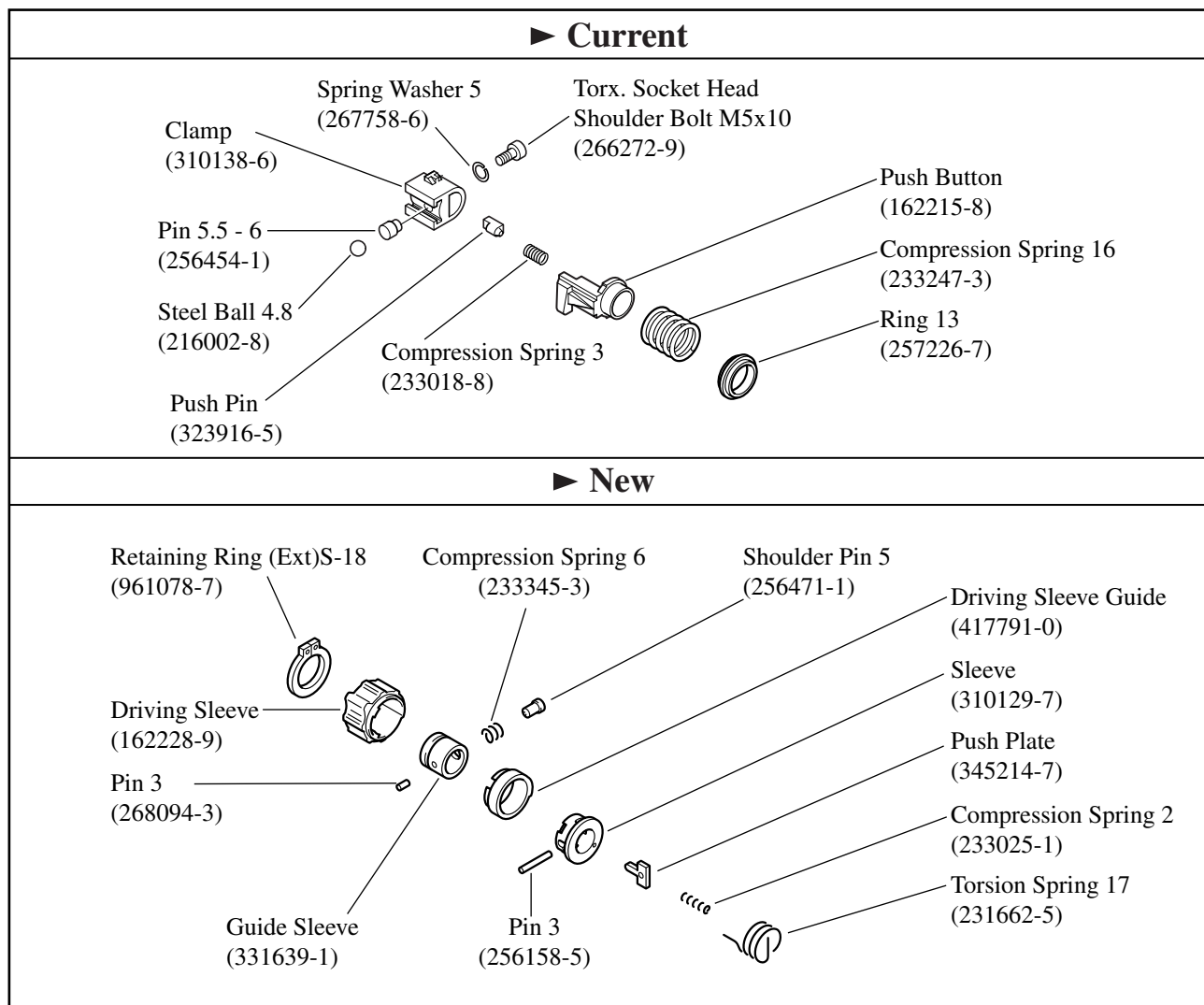
Subject ▶ Change of Blade Clamping System and Shoe

For Models ▶ JR3030T

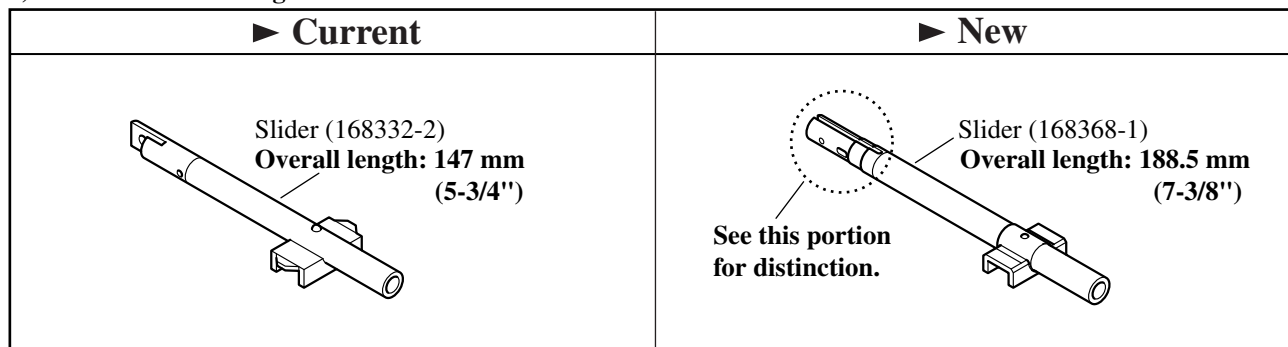
Country ▶ All countries

Description ▶ See below.

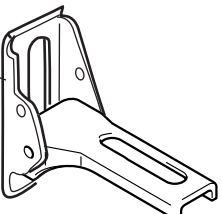
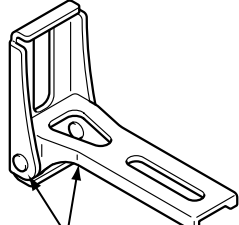
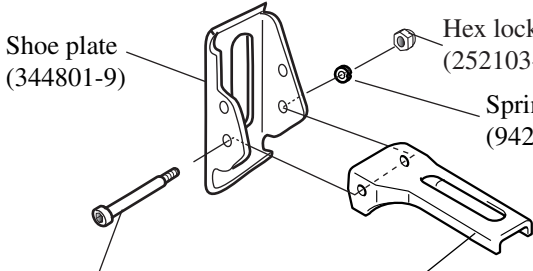
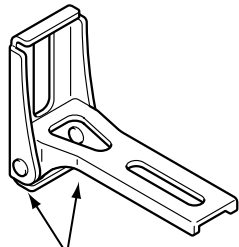
1) The following changes have been implemented to make the tool-less blade change system more durable.



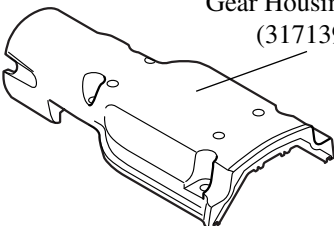
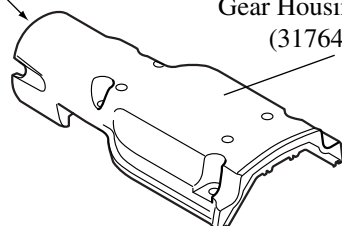
2) Slider has been changed as shown below.



3) Shoe has been changed as shown below.

	► Current	► New
length	90mm (3-1/2")	135mm (5-5/16")
Fixed shoe plate type : European countries except U.K.	<p>(Shoe plate)</p>  <p>Shoe (168337-2)</p>	 <p>(Welded) Shoe (163441-2)</p>
Movable shoe plate type: All countries except European countries but U.K.	<p>Shoe plate (344801-9)</p>  <p>Hex lock nut M5-8 (252103-8)</p> <p>Spring washer 5 (942101-7)</p> <p>Hex socket head bolt M5x50 (266241-0)</p> <p>Shoe supporter (344925-1)</p>	 <p>(Not welded)</p> <p>Shoe (MCA product for Canada, U.S.A., Mexico, Australia, New Zealand : 163442-0) (MJ product for U.K., South American countries, African countries and Asian countries: 163437-3)</p>

4) Gear housing cover has been changed as shown below.

► Current	► New
 <p>Gear Housing Cover (317139-5)</p>	<p>2 mm (1/16") shorter than the current.</p>  <p>Gear Housing Cover (317640-0)</p>

Item No.	Current part		Q'ty	I/C	New part		Q'ty	Note
015	Clamp 310138-6		1					Interchangeable as a set
	Three Bond 1377B 50g 045082-5A		0.1g					
017	Pin 5.5-6 256454-1		1					
016	Steel Ball 4.8 216002-8		1					
019	Push Pin 323916-5		1					
087	Spring Washer 5 267758-6		1					
018	Torx. S. H. Shoulder Bolt M5x10 266272-9		1					
020	Compression Spring 3 233018-8		1					
021	Push Button 162215-8		1					
022	Compression Spring 16 233247-3		1					
023	Ring 13 257226-7		1					
090					Retaining Ring (Ext)S-18 961078-7		1	
091					Driving Sleeve 162228-9		1	
092					Pin 3 268094-3		1	
093					Guide Sleeve 331639-1		1	
089					Compression Spring 6 233345-3		1	
088					Shoulder Pin 5 256471-1		1	
094					Driving Sleeve Guide 417791-0		1	
096					Sleeve 310129-7		1	
097					Push Plate 345214-7		1	
098					Compression Spring 2 233025-1		1	
099					Torsion Spring 17 231662-5		1	
095					Pin 3 256158-5		1	
038	Slider 168332-2		1	No	Slider 168368-1		1	See page 2.
001	Shoe 168337-2		1	No	Shoe 163441-2		1	
004	Shoe Plate 344801-9		1					
002	Hex. Socket Head Bolt M5x50 266241-0		1					
003	Hex. Lock Nut M5-8 252103-8		1					
084	Spring Washer 5 942101-7		1					
006	Shoe Supporter 344925-1		1					
100					Shoe 163437-3		1	
					Shoe 163442-0		1	
030	Gear Housing Cover 317139-5		1	No	Gear Housing Cover 317640-0		1	

Implementation

To be implemented from Jul., 2003 production.