

TECHNICAL INFORMATION



New Tool

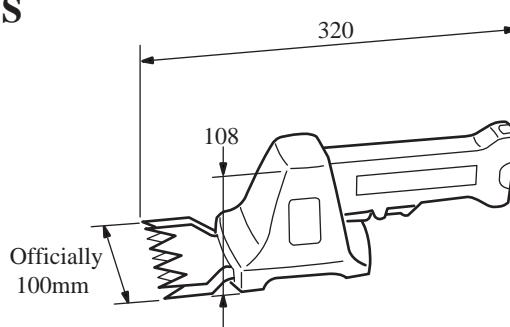
Models No. ▶ UM1000D

Description ▶ Makita 100 mm cordless grass shear

CONCEPTION AND MAIN APPLICATIONS

Grass shear, which is light, cordless, and easy to mow the lawn. Operates for up to 30 minutes (approximately) with wide 100 mm mowing range.

UM1000DW is a combined model of UM1000D (100 mm battery operated grass shear), DC7000 (fast battery charger), and battery 7000.



► Specifications

Motor	D.C.7.2 V magnetic motor
Number of strokes	1000/min
Official mowing range	100 mm

► Standard equipment

Blade cove-----1

► Optional accessories

Shear blade assembly

Battery 7000

► Features and benefits

1. Efficient operating with wide 100 mm mowing range
2. Mowing limit foot provides leveled mowing, and protects the blade from wearing out by friction against the ground.
3. 1 hour battery charge provides up to 30 minute operating
4. Safe lock-off-lever prevents turning on the switch by accident.
5. Come with blade cover for safe storing.

The standard equipment for the tools shown may differ from country to country.

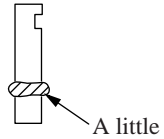
► Repair

Assembling

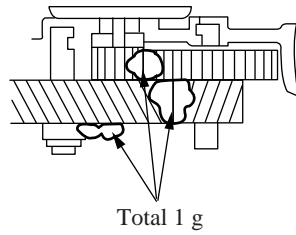
1. Place the motor and switching parts to housing R.
2. Place the shaft to gear 14-34, and place it to the housing connecting 凹 to 凸.
3. Put housing L on it and tighten it with screws.
4. Place helical gear 52, ring 21, and sponge seal.
5. Adjust shear blade A and ring 21 to fit into each other. Place shear blade assembly to the shaft and tighten it with screws.

Note: Make sure to apply Molub alloy grease MA NO.1.

2 shafts



Gear, crank part



Shear blade

